



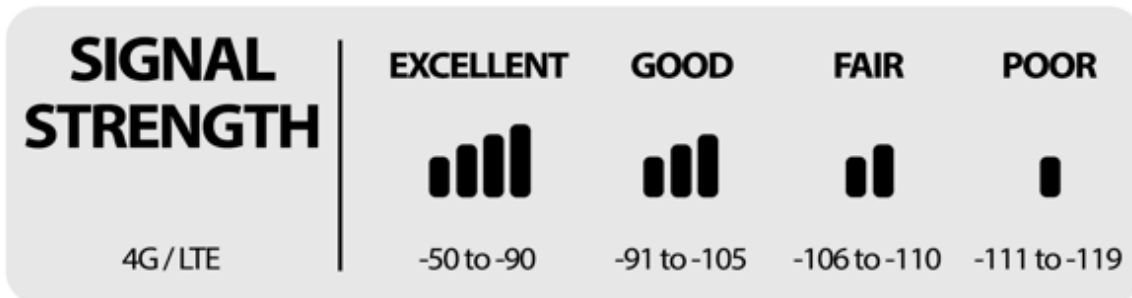
Uniden Supplemental Installation Guide

Thank you for your purchase. For the best experience, please follow the manufacturer’s instructions. In instances where the instructions reference “Find the Area with the Best Cell Signal”, please use the following information to assist you.

Finding the best cellular signal

RSRP is a metric used to measure the power of the cellular signal that your smartphone receives from the nearby cell tower. The power of your cellular signal directly impacts the performance of your cellular booster.

Use your Cellcom smartphone, along with the chart, recommended antenna direction and instructions below, to find the location outside your home where RSRP is the strongest.



Installation Address: _____

Recommended Antenna Direction: _____

Point the outdoor antenna to the direction of the best signal. If you cannot find an area outside your home with a signal, this solution is not likely to improve your indoor service.



Apple iPhone

1. Confirm your Cellcom phone is not connected to Wi-Fi
2. Open the Phone app
3. Dial *3001#12345#* then tap *Send*
4. Tap *RsrpRsrqSinr*
5. Monitor the *RSRP* value as you walk around the exterior of your home and note where the signal is the strongest. If *RSRP* is not in your menu, please restart phone and attempt again.

Location: _____

Signal Strength (RSRP): _____

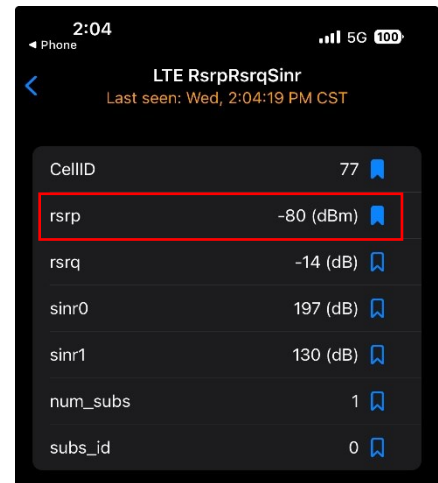


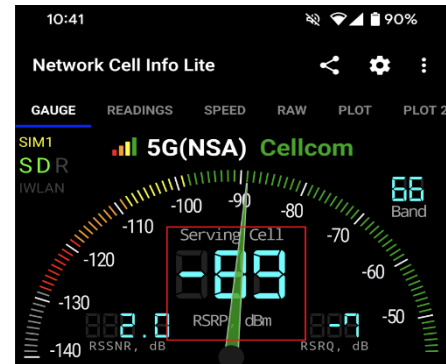
Figure 1 - Field test mode as viewed in iOS 17, if you have a different iOS version, the menu options may vary.

Android Smartphone

1. In the Google Play Store, search for the *Network Cell Info Lite* application by *M2Catalyst*
2. Download and open the *Network Cell Info Lite* application and accept all permissions
3. Confirm the *Gauge* tab is selected along the top
4. Monitor the *RSRP, db* value as you walk around the exterior of your home

Location: _____

Signal Strength (RSRP): _____





Support Information

Uniden Support

Uniden Support Site:

<https://unidencellular.com/contactus>

Uniden U60C & U65C Quick Install Overview:

https://unidencellular.com/media/pdf/UnidenManual_QuickInstall_2016_ENG+FR.pdf

(Link could change for new file)

Uniden U60C & U65C Instruction Manual:

<https://unidencellular.com/media/pdf/Uniden-U60C4G-U65C4G-User-Manual.pdf>

(Link could change for new file)

Cellcom Customer Care

Support Center: <https://www.cellcom.com/contact>

Phone: 800-236-0055 or 611 from your Cellcom phone

Cellular Booster Registration

Once you have installed your cellular booster, you will need to register it with Cellcom. This will automatically grant you the approval required by the FCC to use a commercial cellular booster.

Registration Link: Cellcom Consumer Signal Booster Registration:

<https://www.cellcom.com/boosterRegistration.html>

Cellcom Professional Installation Available

If you would like assistance with installing your booster, we offer installation for the cost of \$130. To schedule an appointment for a technician to come to your house, please call Customer Care at 800-236-0055.